

APRON CEREMONY 2023

PHOTOGRAPHS





GSL DENTAL COLLEGE & HOSPITAL

(Promoted by G.S.L. Educational Society, Regd.No.546/1999)

PROGRAM REPORT


The apron ceremony, often referred to as the white coat or apron ceremony for dental students, is a significant milestone marking the transition from pre-clinical to clinical phases in dental education. It symbolizes the beginning of a student's professional journey in dentistry, emphasizing their commitment to patient care and ethical practice.

Opening Remarks: The ceremony began with a warm welcome from the host Dr Govind, who outlined the significance of the event and the importance of the apron as a symbol of care, compassion, and professionalism in the dental field. The event is accompanied by inspirational speeches from the speaker Dr Girish Rao, emphasizing the values of empathy, integrity, and lifelong learning.

Apron presentation: During the ceremony, students are formally presented with their white aprons or coats, which serve as a symbol of professionalism, dedication, and trust. Faculty members or senior professionals often assist in putting on the aprons, symbolizing the passing of knowledge and values to the next generation.

Oath: Students had also taken an oath, pledging to uphold the ethical standards and responsibilities of dental practice.

The apron ceremony fosters a sense of belonging among students, connecting them to the larger dental community. Overall, the ceremony is a meaningful tradition that celebrates the journey of becoming a dental professional and reinforces the values central to the field.



PRINCIPAL
G.S.L. DENTAL COLLEGE
Rajahmundry

BDS ORIENTATION 2023



PROGRAM REPORT

Orientation is the initial step in the process of becoming a dentist. This program is meant to introduce incoming students to the Bachelor of Dental Surgery (BDS) program, its academic structure, and the opportunities available. It gives an outline of the program, which includes basic courses including anatomy, physiology, and dental materials, as well as the introduction of preclinical dental skills. Students are also taught the value of ethics, professionalism, and patient care, which will form the foundation of their future careers as dental practitioners.




GSL DENTAL COLLEGE & HOSPITAL

(Promoted by G.S.L. Educational Society, Regd.No.546/1999)

Orientation sessions also serve as an opportunity for students to meet the teachers, administrative personnel, and senior peers who will guide and assist them during the program. Faculty members clarify expectations, norms, and laws to ensure that students understand their roles. Students are given an overview of various facilities such as the library, laboratories, and clinics, as well as advice on how to use these resources effectively for academic and personal development.

Another important aspect of the orientation is the emphasis on time management and adjusting to a demanding academic schedule. BDS is a challenging course that encourages students to acquire discipline and effective study habits from the start. They are also encouraged to prioritize their emotional and physical health, as the program's demands can be onerous at times. Stress management and coping skills are frequently included in sessions to assist students face problems with confidence.

Finally, orientation instills a sense of community and belonging. Interactive workshops, icebreaker games, and campus tours help students connect with their classmates, fostering a supportive environment critical to success. By the end of the orientation, students will have the knowledge, confidence, and drive to begin their BDS journey and make the most of their education.


PRINCIPAL
G.S.L. DENTAL COLLEGE
Rajahmundry

Biomedical waste 2023

PHOTOGRAPHS



PROGRAM REPORT

Dr. Geetanjali delivered an insightful lecture on **Biomedical Waste Management (BMW)**. The lecture aimed to raise awareness among healthcare professionals, students, and industry stakeholders about the importance of proper management of biomedical waste, the risks associated with mishandling, and the necessary regulations and protocols that should be followed in healthcare settings.


Importance of Segregation and Proper Disposal:

- Proper segregation at the point of generation is critical. Dr. Geetanjali stressed that different types of waste should be separated into color-coded bins to reduce the risk of contamination and to facilitate efficient disposal.
- **Color-coded bins:**
 - Yellow: for infectious waste
 - Red: for contaminated plastic waste
 - Blue: for recyclable waste (e.g., sharps)
 - Black: for non-biodegradable waste
- She explained the role of **autoclaving, incineration, and landfill disposal** as the main methods of treating and disposing of biomedical waste.

Best Practices for Dental Students

- Use eco-friendly materials to reduce waste.
- Minimize the use of disposable items.
- Train in proper waste segregation and handling.
- Dispose of sharps in puncture-resistant containers.
- Regularly audit waste management processes in the clinic.

Conclusion: Dental students and professionals share responsibility for effective biomedical waste management, which assures patient safety, environmental conservation, and regulatory conformance through ethical and sustainable methods.



PRINCIPAL
G.S.L. DENTAL COLLEGE
Rajahmundry

Communication skills 2023

PHOTOGRAPHS



PROGRAM REPORT

On 13-2-23, Dr. Sahi delivered an insightful and engaging lecture on the importance of effective communication skills. The lecture, attended by students, professionals, and communication enthusiasts, aimed to highlight key strategies for enhancing both verbal and non-verbal communication.

Key Aspects of Communication for Dental Students

1. Patient Interaction:

- Explaining diagnoses, treatments, and procedures in a way patients can understand.
- Building trust and empathy with patients who may be anxious or in pain.

2. Interpersonal Communication:

- Collaborating with peers, professors, and dental staff.
- Effective team communication during group projects or clinical rotations.


3. Non-Verbal Communication:

- Maintaining open and friendly body language during patient consultations.
- Using facial expressions and gestures to reinforce verbal communication.

4. Professionalism:

- Using appropriate language and tone in clinical and academic settings.
- Writing detailed, accurate patient records and communicating with other healthcare professionals.

For dental students, communication is as vital as clinical skills. Developing the ability to connect with patients, collaborate with colleagues, and convey information clearly enhances patient outcomes and professional success. By practicing empathy, cultural sensitivity, and professionalism, dental students can build strong, lasting relationships with patients and peers.



PRINCIPAL
G.S.L. DENTAL COLLEGE
Rajahmundry

ETHICAL PRINCIPLES 2023

PHOTOGRAPHS



PROGRAM REPORT

The lecture on ethical principles delivered by Dr. Deepika aimed to explore the foundation of ethics in both professional and personal life. Dr. Deepika, a noted expert in ethics, started the session by defining what ethics is and why it plays a crucial role in guiding human behaviour in various aspects of life.

Key Points Discussed:

1. Definition and Importance of Ethics:

She emphasized that ethics goes beyond legal requirements and deals with moral obligations and duties towards others in society.

2. Application of Ethics in Professional Life:

Dr. Deepika shared real-world examples to illustrate how ethics plays a vital role in various professions. She discussed ethical issues that often arise in business, healthcare, law, and education.

3. Ethical Decision-Making:

Identifying the ethical issue: Recognizing when a situation involves ethical considerations.


Evaluating the options: Considering the possible courses of action and their consequences.

Making the decision: Choosing the action that aligns with moral principles and the greater good.

Reflecting on the decision: After taking action, reflecting on whether the choice was morally sound and what could have been done differently.

Conclusion:

Dr. Deepika concluded the lecture by reiterating the significance of ethics in all spheres of life. She encouraged the attendees to engage in ethical self-reflection and to seek continuous learning on ethical matters. The core message was that ethical principles should not be seen as rigid rules but as guiding principles that shape and inform our decisions for the betterment of society.



PRINCIPAL
G.S.L. DENTAL COLLEGE
Rajahmundry

INFECTION CONTROL-2023

PHOTOGRAPHS



PROGRAM REPORT

Infection control is a critical component of safe dental practice, preventing disease transmission between patients, dental staff, and the community.

Dr Krishna Sahi's lecture on infection control provided an in-depth analysis of the essential practices, strategies, and guidelines for minimizing the risk of healthcare-associated infections (HAIs).

Key points Discussed:


1. Understanding Healthcare-Associated Infections

2. **Transmission Pathways of Infections:** Dental students must grasp the three forms of infection transmission: direct contact with bodily fluids, indirect contact through infected tools, and aerosol dispersal during operations.

3. **Core Infection Control Measures:** Adherence to conventional precautions is critical in healthcare settings. These include proper hand hygiene, using personal protection equipment (PPE) including gloves, masks, and gowns, and keeping devices and surfaces clean and sterile. Instruments must be completely sterilized with autoclaves or other means, and high-touch surfaces must be disinfected with hospital-grade solutions.

4. **Education and Training:** Vaccination and waste management are also critical components of infection control. Dental students must ensure they are vaccinated, particularly against Hepatitis B, to reduce occupational risks. Dr. Sahi recommended regular workshops, seminars, and online resources to keep staff updated.

By adhering to these infection control practices, dental students protect themselves and their patients while upholding public health standards. Continuous education and awareness are vital to adapting to new infection risks and ensuring compliance with evolving protocols.



PRINCIPAL
G.S.L. DENTAL COLLEGE
Rajahmundry

APRON CEREMONY 2024

Photographs



Program Report

On 2nd January 2024, GSL Dental College & Hospital held a prestigious and symbolic event—the **Apron Ceremony**—to mark the beginning of clinical training for the first-year BDS (Bachelor of Dental Surgery) students. The event, held at the college's Arundathi Hall, was a significant milestone for the students, as they donned their aprons for the first time, symbolizing their formal entry into the dental profession.

The ceremony commenced with a warm welcome from **Dr. Ghanta Sunil**, Principal of GSL Dental College & Hospital. Dr. Sunil shared a few words of encouragement, emphasizing the importance of this moment for the first-year students. He highlighted that the apron was not just a piece of clothing, but a symbol of the responsibility they were undertaking toward their future patients and the dental profession.


The keynote address was delivered by **Dr. Govind Raj Kumar**, a respected senior faculty member of the college. Dr. Govind Raj Kumar elaborated on the evolving role of dentists and the challenges of the profession.

The most anticipated part of the event was the **Apron Presentation**, where each of the first-year BDS students was called on stage to receive their apron from the faculty members. This moment was filled with emotion as the students, many of whom had just begun their dental education, donned the white coats, signifying their commitment to their studies and the profession.

After receiving their aprons, the students took the **Dental Oath**, a solemn pledge to uphold the values of the profession. The oath emphasizes the importance of ethical conduct, patient care, and lifelong learning. It serves as a constant reminder for students to practice dentistry with dignity, compassion, and the highest standards of excellence.

The Apron Ceremony for the first-year BDS students at GSL Dental College & Hospital was a resounding success, marked by emotional and reflective moments. The ceremony was not just a tradition, but a reaffirmation of the values that will guide them throughout their professional lives.

With the support of their mentors, faculty, and peers, these students are now ready to embark on the next phase of their academic journey—one that will challenge and inspire them as they move closer to becoming skilled, compassionate, and ethical dental professionals.



PRINCIPAL
G.S.L. DENTAL COLLEGE
Rajahmundry

BDS ORIENTATION PROGRAMME 2024

Photographs



Program Report

The Bachelor of Dentistry (BDS) 2024 Orientation Program was held at GSL Dental College and Hospital to welcome the incoming batch of dental students. This program aimed to provide new students with essential information about the academic curriculum, clinical training, campus facilities, and student support services.




GSL DENTAL COLLEGE & HOSPITAL

(Promoted by G.S.L. Educational Society, Regd.No.546/1999)

The orientation served as an essential first step in ensuring that students feel confident, supported, and well-prepared for the challenges of their academic and clinical training over the next few years. The program kicked off with a welcome speech by the chief guest. The address was designed to inspire and motivate students, highlighting the significance of a career in dentistry. It also reassured students of the support and resources available to them throughout their studies.

The crucial part of the orientation focused on professional ethics and conduct expected of dental students. The session allowed students to engage with faculty members, senior students, and administration. New students asked questions regarding their course structure, clinical training, and future career opportunities. Senior students provided valuable insights and advice on coping with the rigors of the program.

The Bachelor of Dentistry (BDS) 2024 Orientation Program was a resounding success in preparing new students for the demands of their dental education journey. Through informative sessions, faculty introductions, campus tours, and interactive discussions, students were provided with the tools and resources necessary to thrive academically, professionally, and personally.


PRINCIPAL
G.S.L. DENTAL COLLEGE
Rajahmundry

Biomedical Waste Management Programme 2024

Photographs



Program Report

On 26.1.2024, a crucial lecture on **Biomedical Waste Management** was conducted at **Arundathi Hall** in **GSL Dental College and Hospital**, aimed at raising awareness and providing knowledge on the proper handling, segregation, and disposal of biomedical waste in healthcare facilities.

The key objectives of the lecture were:


- To provide a comprehensive understanding of what constitutes biomedical waste (BMW).
- To educate attendees on the potential risks associated with improper waste management.
- To discuss national and international guidelines and regulatory frameworks for biomedical waste management.
- To highlight best practices in handling, treatment, and disposal of biomedical waste in healthcare settings.

Key Points Covered:

Biomedical waste segregation in dentistry comprises used gloves, masks, sharps (needles, scalpel blades), extracted teeth, cotton swabs, amalgam trash, and chemical solutions. These wastes can endanger human health and the environment because they contain infectious agents, are chemically harmful, or can cause injury. Proper source segregation is critical, with infectious, non-infectious, and hazardous materials separated into color-coded containers.

Biomedical waste management in dentistry consists of multiple processes, including segregation, collection, storage, transportation, treatment, and disposal. Dentists must follow rules set by the World Health Organization (WHO) or local regulatory agencies.

Compliance and training are essential for proper biological waste management. Dental clinics and hospitals must educate employees on proper procedures and conduct regular audits to maintain regulatory compliance. Adopting eco-friendly alternatives, such as digital radiography to eliminate chemical waste or biodegradable materials, can help to mitigate the environmental impact. Proper waste management protects public health, the environment, and regulatory compliance, making it an essential component of modern dentistry.



PRINCIPAL
G.S.L. DENTAL COLLEGE
Rajahmundry

Communication skills Programme 2024

PHOTOGRAPHS



PROGRAM REPORT

The lecture on the **Importance of communication skills in dentistry** provided a comprehensive exploration of how effective communication is integral to the practice of dentistry. The content emphasized that while technical expertise is crucial in dental practice, the ability to communicate effectively with patients, staff, and colleagues is equally vital. In fact, communication skills have a direct impact on patient satisfaction, treatment adherence, and the overall success of dental practices. This report outlines the key topics covered during the lecture, which included the roles of communication in patient care, team collaboration, conflict resolution, patient education, and managing stress within the dental setting.

Key Topics Covered


1. The Role of Communication in Dentistry

- **Building Patient Trust**
- **Reducing Patient Anxiety.**
- **Improving Patient Compliance**

2. Effective Communication with Patients through active listening, Patient-Centered Approach, Verbal and Non-Verbal Cues and Breaking Down Complex

3. Patient Education and Preventive Care through Promoting Oral Health Literacy, Empowering Patients by involving patients in the decision-making process and providing them with enough information, dentists empower them to take responsibility for their oral health.

The lecture on the importance of communication skills in dentistry reinforced that effective communication is fundamental to providing high-quality dental care. Good communication enhances patient trust, reduces anxiety, and improves treatment outcomes. It also strengthens team collaboration, supports patient education, and helps resolve conflicts within the dental practice



PRINCIPAL
G.S.L. DENTAL COLLEGE
Rajahmundry

Ethical Principles Programme

Photographs



Program Report

Ethical principles form the cornerstone of professional conduct in dentistry. The aim of dental ethics is to ensure that dentists provide care that respects patient rights, promotes well-being, and upholds the integrity of the profession. In her lecture, Dr. K. Ramya highlighted the key ethical principles that govern dental practice, emphasizing their importance in delivering high-quality, patient-centered care.

Key Ethical Principles in Dental Practice

1. Autonomy

- **Definition:** The right of patients to make informed decisions about their healthcare.
- **Application:** Dentists must provide clear, comprehensible information about treatment options, risks, and benefits, ensuring patients can make voluntary, informed choices.

- **Challenge:** Handling cases where patients lack understanding due to language barriers or cognitive impairments.

2. Non-Maleficence

- **Definition:** The principle of "do no harm."
- **Application:** Dentists must minimize risks during procedures, follow proper techniques, and maintain a safe clinical environment.
- **Challenge:** Managing complications or risks that arise despite best efforts.

3. Justice


- **Definition:** Fair and equal treatment for all patients, regardless of background or financial status.
- **Application:** Dentists must ensure that care is accessible and fairly distributed, especially to underserved populations.
- **Challenge:** Addressing disparities in access to care, particularly in areas with limited resources.

4. Confidentiality

- **Definition:** Protecting patient privacy and ensuring that personal and medical information is kept secure.
- **Application:** Dentists must secure patient records and share information only with consent or as legally required.
- **Challenge:** Ensuring the security of electronic health records and complying with data protection regulations.

Conclusion

In her lecture, Dr. Ramya emphasized that ethical principles in dental practice are essential for maintaining professionalism and trust. Dentists must navigate complex situations while upholding these principles, ensuring that patient welfare always comes first. By adhering to ethics, dental professionals contribute to the integrity and credibility of the profession while fostering positive patient outcomes.



PRINCIPAL
G.S.L. DENTAL COLLEGE
Rajahmundry



GSL Dental College & Hospital

GSL DENTAL COLLEGE & HOSPITAL

(Promoted by G.S.L. Educational Society, Regd.No.546/1999)

Infection control Programme

Photographs



Program Report

Dr Geetanjali lecture on **Infection Control** emphasized the significance of preventing infections in healthcare settings, particularly in hospitals and clinics. Given the rise in healthcare-associated infections (HAIs), the lecture focused on the strategies, best practices, and guidelines necessary for infection prevention and control (IPC) in healthcare environments.

Key Topics Discussed:

1. **Understanding Infection Control:** Dr. Geetanjali began by defining infection control as a set of practices and procedures aimed at preventing the transmission of infectious agents. She highlighted the importance of infection control in reducing morbidity, mortality, and healthcare costs.
2. **Types of Healthcare-Associated Infections (HAIs):** The lecture covered common types of HAIs, including:
 - **Nosocomial Infections:** Infections acquired in healthcare settings (e.g., surgical site infections, urinary tract infections, pneumonia).
 - **Antibiotic-Resistant Infections:** The growing challenge of multi-drug-resistant organisms (e.g., MRSA, C. difficile).
3. **Principles of Infection Control:** Dr. Geetanjali discussed the core principles of infection control that healthcare professionals must adhere to, such as:
 - **Hand hygiene:** The most effective way to prevent the spread of infections.
 - **Personal Protective Equipment (PPE):** Proper use of gloves, gowns, masks, and face shields to protect both patients and healthcare workers.
 - **Environmental cleaning and disinfection:** Ensuring healthcare facilities are regularly cleaned to prevent contamination.
 - **Isolation practices:** Implementing isolation protocols for patients with contagious diseases to reduce the risk of transmission.
4. **Infection Control Guidelines and Protocols:** The speaker emphasized the role of national and international guidelines, such as the **World Health Organization (WHO)** and **Centers for Disease Control and Prevention (CDC)**, in providing evidence-based practices for infection control. She encouraged healthcare facilities to regularly update their infection control protocols in line with these guidelines.




GSL Dental College & Hospital

GSL DENTAL COLLEGE & HOSPITAL

(Promoted by G.S.L. Educational Society, Regd.No.546/1999)

Conclusion: Dr. Geetanjali's lecture highlighted the critical role of infection control in safeguarding patients, healthcare workers, and the general public. Effective infection control practices can significantly reduce the burden of healthcare-associated infections, improving patient outcomes and reducing healthcare costs. By adhering to established guidelines, maintaining rigorous hygiene standards, and ensuring continuous education, healthcare institutions can create safer environments for both patients and staff.


PRINCIPAL
G.S.L. DENTAL COLLEGE
Rajahmundry

Internship Orientation 2024

Photographs





GSL DENTAL COLLEGE & HOSPITAL

(Promoted by G.S.L. Educational Society, Regd.No.546/1999)

Program Report

The program was started with an Introduction & Welcome note that included an Overview of the program and expectations along with introduction of students to the faculty, peers, and mentors.

The main Program Objectives were skill enhancement in clinical dentistry, hands-on experience in patient management and emphasis on ethics, professionalism, and teamwork.

A detailed explanation of the Internship Structure was discussed regarding the Rotations through departments like oral surgery, prosthodontics, and periodontics and schedule of duties, clinical targets, and milestones.


The administrative Guidelines pertaining to attendance, reporting structure, and documentation and policies on ethics, dress code, and patient confidentiality were explained.

All the Safety Protocols including Infection control measures, sterilization, Radiation safety and emergency handling were discussed.

A brief note on Training & Assessments i.e. Skills checklist for each department should be submitted and regular evaluations and feedback sessions will be conducted.

A Facility Tour to clinics, labs, and emergency facilities was conducted followed by a Q&A Session to address doubts.

Distribution of guidelines and resources was done.


PRINCIPAL
G.S.L. DENTAL COLLEGE
Rajahmundry